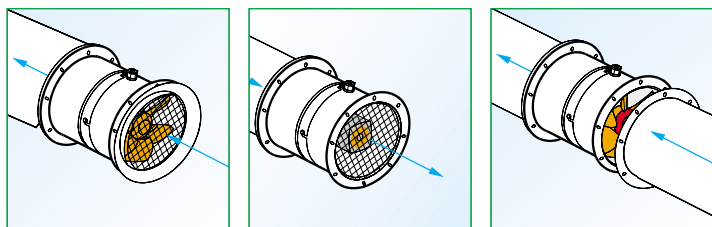



# MPC LONG CASED AXIAL RANGE RED HUB



- Suitable for business or industrial buildings and general ducted ventilation in storerooms, large areas, farm buildings, hot houses, underground parking facilities, etc.
  - Asynchronous induction motor with IP55 protection and ball-bearing-mounted rotor.
  - Wiring-profiled fan, superimposed to reduce air-turbulence noise.
  - Two-part, flanged frame, assembled with four screws to allow attachment to standard ducting and steel motor support. Protected by black epoxy-polyester paint, the frame is easily removed for cleaning and maintenance. Specially designed for silent operation.
  - Speed can be adjusted by means of an optional speed controller.
  - Ambient temperature limits: -25° min. +70°C max.
- Wiring diagrams shown on page XXXVII.

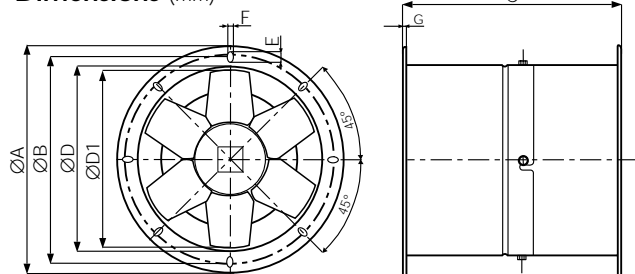


*These units are only suitable for extracting dust-free, acid-free and non-corrosive air. Suitable for extraction through ducting and filters. Ideally suited for installation into duct runs.*

M: Monophase (Single phase) 220-240 V - 50 Hz  
 T: Triphase (Three phase) 380 - 415 V - 50Hz

Product	Code	V ~ 50 Hz	W	A	Poles	Rpm	Delivery		P max		Lp dB(A) (3 m)	kg	Insulation	IP	max °C
							m³/h	l/s	mm H <sub>2</sub> O	Pa					
MPC 252 M	42253	220-240	330-335	1.65-1.65	2	2800	1820	505.6	38.5	378	65.5	8.3	⏚ cl. I	55	70
MPC 254 M	42255	220-240	100-110	0.60-0.61	4	1400	1100	305.6	10.0	98	48.0	8.2	⏚ cl. I	55	70
MPC 302 M	42203	220-240	725-740	3.40-3.50	2	2800	3125	868.1	60.5	594	59.5	12.3	⏚ cl. I	55	70
MPC 304 M	42205	220-240	160-165	0.86-0.87	4	1400	1900	527.8	11.0	108	53.0	10.2	⏚ cl. I	55	70
MPC 354 M	42215	220-240	260-280	1.27-1.27	4	1400	3000	833.3	17.5	172	58.5	13.4	⏚ cl. I	55	70
MPC 404 M	42225	220-240	340-365	1.70-1.70	4	1400	4260	1183.3	15.0	147	60.5	14.0	⏚ cl. I	55	70
MPC 254 T	42355	220/380 240/415	100 110	0.58/0.33 0.61/0.35	4	1400	1100	305.6	10.0	98	48.0	8.2	⏚ cl. I	55	70
MPC 302 T	42303	220/380 240/415	700 740	2.68/1.53 3.00/1.71	2	2800	3300	916.7	66.0	647	59.5	12.3	⏚ cl. I	55	70
MPC 304 T	42305	220/380 240/415	160 170	0.66/0.38 0.70/0.40	4	1400	1950	541.7	13.5	132	47.5	10.2	⏚ cl. I	55	70
MPC 354 T	42315	220/380 240/415	220 230	0.84/0.49 0.85/0.50	4	1400	3050	847.2	17.5	172	54.0	13.4	⏚ cl. I	55	70
MPC 404 T	42325	220/380 240/415	330 345	1.00/0.64 1.10/0.65	4	1400	4300	1194.4	18.0	177	56.5	14.0	⏚ cl. I	55	70

## Dimensions (mm)



	Ø nom.	Ø A	Ø B	C	Ø D	Ø D1	E × F	G
<b>MPC 252</b>	250	319	292	300	256	250	14 × 9	4
<b>MPC 254</b>	250	319	292	300	256	250	14 × 9	4
<b>MPC 302</b>	315	393	366	330	308	300	14 × 9	4
<b>MPC 304</b>	315	393	366	330	308	300	14 × 9	4
<b>MPC 354</b>	355	432	405	330	360	350	14 × 9	4
<b>MPC 404</b>	400	475	448	330	410	400	14 × 9	4

## Accessories (description and data on pages 142-145).

Model	Code	Products	
	MPC BO 250 (suction connector)	22535	42253 - 42355 - 42255
	MPC BO 300 (suction connector)	22536	42203 - 42303 - 42305 - 42205
	MPC BO 350 (suction connector)	22537	42215 - 42315
	MPC BO 400 (suction connector)	22538	42325 - 42225
	MPC RA 250 (flexible connector)	22516	42253 - 42355 - 42255
	MPC RA 300 (flexible connector)	22517	42203 - 42303 - 42305 - 42205
	MPC RA 350 (flexible connector)	22518	42215 - 42315
	MPC RA 400 (flexible connector)	22519	42325 - 42225
	MPC SU 250 (mounting feet)	22531	42253 - 42355 - 42255
	MPC SU 300 (mounting feet)	22532	42203 - 42303 - 42305 - 42205
	MPC SU 350 (mounting feet)	22533	42215 - 42315
	MPC SU 400 (mounting feet)	22534	42325 - 42225
	MPC FL 250 (coupling flange)	22523	42253 - 42355 - 42255
	MPC FL 300 (coupling flange)	22524	42203 - 42303 - 42305 - 42205
	MPC FL 350 (coupling flange)	22525	42215 - 42315
	MPC FL 400 (coupling flange)	22526	42325 - 42225
	MPC RP 250 (protection grille)	22527	42253 - 42355 - 42255
	MPC RP 300 (protection grille)	22528	42203 - 42303 - 42305 - 42205
	MPC RP 350 (protection grille)	22529	42215 - 42315
	MPC RP 400 (protection grille)	22530	42325 - 42225
	IRM 30 (three position single-phase controller)	12921	42205 - 42255
	IRM 40 (three position single-phase controller)	12922	42253 - 42215 - 42225
	IRT 15 (three position three-phase controller)	12923	42355 - 42305 - 42315 - 42325
	IRT 35 (three position three-phase controller)	12924	42303
	IREM 3 (single-phase speed controller)	12931	42253 - 42205 - 42215 - 42225
	IREM 5 (single-phase speed controller)*	12932	42253 - 42205 - 42215 - 42225
	IREM 9 (single-phase speed controller)**	12933	42253 - 42205 - 42215 - 42225

\* multiple regulation up to max 5 A - \*\* regulates several fans up to max 9 A

## Pressure/performance curves

